

TORQUE VALUES	
MIN	N.m
MAX	

1	336680	1	Retainer ring
2	013743	1	Cylinder o-ring
3	014720	1	Piston assembly
4	336670	2	Piston ring
5	014721	1	Bumper
6	013758	2	Rubber stop
7	013779	2	Combustion chamber spring
8	019071	2	Combustion chamber spring guide
9	019072	2	Combustion chamber spring assembly
10	336560	1	Reed valve
11	336580	1	Muffler cover
■ 12	405141	5	Screw swage form 4-11
■ 13	405140	1	Screw swage form 4-9
14	336570	1	Muffler
15	014722	1	Cylinder assembly
16	013737	1	Injection pipe assembly
17	013738	1	Bracket fuel line
18	014723	1	Nose
■ 19	013796	2	Screw CHC M5-16
20	013749	1	Combustion Chamber Assembly
21	900456	4	Screw swage form 4-15
22	013750	1	Seal
23	013805	2	Screw tapdite 4x8
24	013781	2	Combustion chamber stop pin
25	019073	1	Combustion chamber lock out
26	014725	1	Knob assembly
27	013744	1	Upper probe assembly
28	014726	1	Probe
29	013791	1	Grill label
30	013790	1	Grill assembly
31	013797	4	Screw CHC M5-35
32	019075	1	Hook spring
33	013748	1	Filter
34	013770	1	Cap
35	019076	1	Antenna
36	019077	1	Motor assembly
37	013731	1	Spark plug assembly (901706)
38	321610	1	Retaining ring
39	334310	1	Motor mount
40	321590	1	Motor sleeve
41	019078	1	Wire assembly
42	013740	1	Cylinder head
43	321650	1	Cylinder head O-Ring
44	321660	1	Fan blade assembly
45	013769	1	Carter
46	013787	1	Nose protection
47	019079	1	Hook assembly
48	013792	1	Magazine ball assembly
49	019081	1	Cover ball
50	013798	19	Screw Eco-syn Torx 4x12
51	013793	1	Magazine knob
52-1	019096	1	Red S-MEFI
52-2	019097	1	Black S-MEFI
53	019082	1	Handle assembly
55	019106	1	Handle label
56	013734	1	Contact level
57	013785	1	Contact plate
58	019084	1	Combustion chamber lock bar
59	013783	1	Trigger spring
60	013782	1	Trigger
61	013799	4	Screw Eco-syn Torx 4x25
62	019085	1	Handle cover
63	019095	1	Battery terminal
64	014729	1	Shear block
65	013761	1	Follower assembly
66	014730	1	Follower button assembly
67	013767	1	Follower spring
68	019086	1	Battery terminal assembly
69	019092	1	Battery cap
70	014731	1	Cover plate magazine
72	019115	1	Assembly carter labels
73	019104	1	Magazine label
75	013759	1	Magazine assembly
77	013763	1	Nail channel
79	019105	1	Name plate label
80-1	019116	1	Red electrovalve assembly
80-2	019117	1	Black electrovalve assembly
81	019088	1	Eject button assembly
82	013739	1	Electrovalve plug connection
83	404702	1	Screw thread forming 6 x 3/8
84	013808	1	Wires guide
85	013231	1	Maintenance kit (filter + o'ring)
86	019089	1	Power button
87	013812	1	Electrovalve heat protection
▲ 88	013813	4	Screw CHC M5-16
89	014771	1	Fan motor ground wire
90	014772	1	Rubber fuel injection tube
91	019091	1	DEL assembly
92	019118	1	Gauges sticker
93	019093	1	Battery pusher
94	019094	1	Battery pusher spring

■ Apply Loctite RC-620 (Green) - ▲ Apply Loctite 243 (Blue)

ACCESSORIES

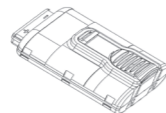
Car Adapter

Enables you to re-charge your battery with your vehicle's electrical system.



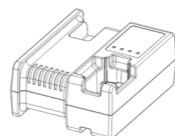
Part No. 900507

Battery Cell



Part No. 018880

Battery Charger



Part No. 018881 (EU)

Cable



Part No. 018885 (EU)

4 mm Hex Key



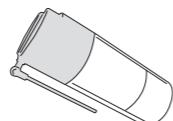
Part No. 013066

Orange Safety Glasses



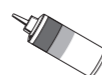
Part No. 014121

Paslode Intensive Tool Cleaner 300 ml



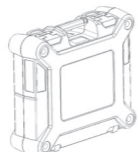
Part No. 115251

Paslode Impulse Lubricating Oil



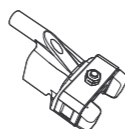
Part No. 401482

Carrying Case Standard



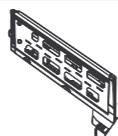
Part No. 014974

No-Mar Contact Element



Part No. 013211

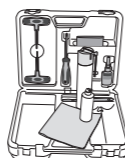
Standard magazine



Part No. 013224

Cleaning Kit

Contains all the necessary to clean any Impulse tool



Part No. 013060

Maintenance Kit

(Filter + o'ring)



Part No. 013231



An Illinois Tool Works Company
Route de Lyon - BP 104
F - 26501 Bourg Les Valence - Cedex France

018334-1
07/13

Paslode®

Impulse®

Part No. 014185



IM100Ci

IMPORTANT! DO NOT DESTROY

Always refer to operating and safety instructions (#018328 & #014744) for detailed information on this tool. It is the customer's responsibility to have all operators and service personnel read and understand this information.

TOOL SCHEMATIC AND PARTS